



Name _____

Date _____




Directions: Draw models of ones, tens and hundreds. Your teacher will tell you which numbers to model.




4 3 5

H T O




2 9 7

H T O



6 7 3

H T O




3 0 8

H T O


Name _____

Date _____

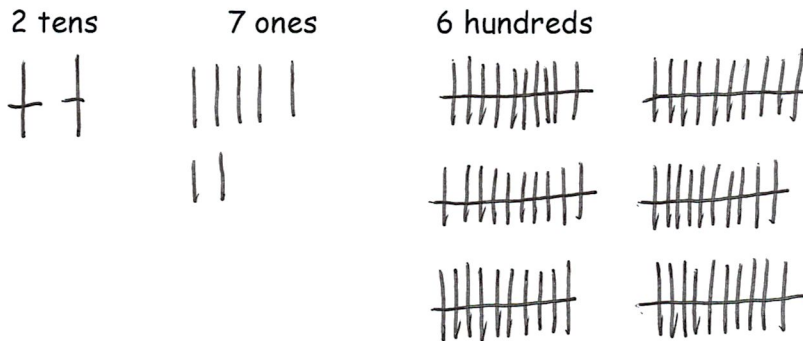
1. Draw lines to match and make each statement true.



2. Circle the largest unit. Box the smallest.



3. Draw models of each and label the following number:



6 2 7
 H T O

Name _____

Date _____

1. 2 ones + 8 ones = 10

2. 6 tens + 4 tens = 1 hundred

2 + 8 = 10

60 + 40 = 100

3. Rewrite in order from largest to smallest units.


6 tens Largest 3 hundreds

3 hundreds 6 tens

8 ones Smallest 8 ones

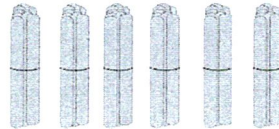
4. Count each group. What is the total number of sticks in each group?

Bundles of 100.




400

Bundles of 10.



60

Ones.

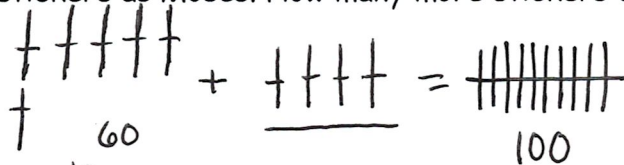


8

What is the total number of sticks? 468

5. Draw and solve.

Moses has 100 stickers. Jared has 60 stickers. Jared wants to have the same number of stickers as Moses. How many more stickers does Jared need?



Jared needs 40 more stickers.